



Ray
Prostate cancer survivor




A powerhouse of HOPE

HENRY FORD HEALTH[®]
Cancer



Joanna
Breast cancer survivor



Debbie
Brain tumor survivor

2024 report
henryford.com/cancer

Letter from the Medical Director



Pursuing perfect care

At Henry Ford Cancer, we dedicate ourselves each day to our just cause: to create a community where every individual is cared for with the level of expertise, innovation, collaboration, empathy and respect that we would only accept for ourselves and our loved ones. This commitment extends across several core themes that inspire us every day:

Seamlessly integrated care

While the Brigitte Harris Cancer Pavilion in Detroit has served as the anchor for our service line and our integrated cancer network, we are entering an exciting new chapter. Henry Ford Health's joint venture with Ascension Michigan greatly expands our number of hospitals and outpatient cancer centers—and it will allow us to further expand access to care, advance innovation and improve outcomes for our patients. This includes adding the latest treatment technologies, such as adaptive radiation therapy, at multiple locations throughout our network.

Focus on equity

A major focus for our center is addressing disparities in cancer care to improve equity in outcomes, including a strong hematology program with a special focus on treating sickle cell disease, which predominately affects Black people. We recently launched our Sickle Cell Center of Excellence that provides world-class care for patients in Michigan and beyond. In addition, we are participating in a new American Cancer Society study to identify specific cancer risk factors for Black women and learn how to improve outcomes for this population. Game On Cancer is also celebrating its 10th year of alleviating barriers to care through assistance with the financial burdens that affect patients and families.

Whole person care

Any cancer diagnosis is devastating, which is why our patient navigation program provides a dedicated resource for patients and families. A team of more than 50 navigators and patient access coordinators guide patients throughout their cancer treatment and beyond, providing resources and support, coordinating services and connecting patients to vital resources. This includes real-time patient-reported outcome measures (PROMs) as a true vital sign. With the support of a new grant, we established a PROMs Coordinating Center that expands on our current efforts.

Clinical innovation

Henry Ford Cancer has a strong heritage of treatment innovation, including the expert physicians and scientists on our lung cancer team. From offering the only centralized lung screening program and comprehensive interventional pulmonology program in Michigan, to being one of few centers in the country using 3D digital modeling for lung cancer surgery, to providing access to novel clinical trials, our lung specialists offer the most advanced care available. We also recently performed the world's first Gamma Tile spine implantation for recurrent and progressive colorectal cancer and initiated CAR-T immunotherapy for myeloma—just some of the many innovations we've introduced in the last year.

Groundbreaking discovery

We broke ground on the Henry Ford + MSU Health Sciences Research Center, a 7-floor, world-class research facility in the heart of Detroit. Recently, our 4th Annual Henry Ford + MSU Cancer Research Symposium drew more than 200 researchers. Over the last 3 years, we funded more than 60 collaborative cancer research projects (over 35% related to cancer disparities) and we are excited that, during this time, the level of NCI funding for Henry Ford + MSU combined has tripled.

Driving the future of cancer care

I am honored to serve as the Medical Director of Henry Ford Cancer and humbled to work with such a dedicated cancer team that accepts no limits. Indeed, our patient satisfaction scores are among the highest in the system and continue to increase over time. As our cancer network expands and we continue to drive new innovations while pursuing perfect care, I can't wait to see what the future holds!

Sincerely,

A handwritten signature in black ink that reads "Ben Movsas". The signature is fluid and cursive, written in a professional but personal style.

Benjamin Movsas, M.D., FASTRO, FACR, FARS

Medical Director, Henry Ford Cancer
Chair, Department of Radiation Oncology
Henry Ford Health
bmovsas1@hfhs.org

Henry Ford + Michigan State University receive NIH screening grant

Henry Ford Health + Michigan State University Health Sciences is one of seven centers to receive funding from the National Institutes of Health for its grant proposal entitled **HFH-MSU CSRN ACCrual Enrollment and Screening Site (ACCESS)**. The Cancer Screening Research Network (CSRN) will test new cancer screening technologies and contribute to advances that will benefit patients across the globe.

Henry Ford plans to leverage the grant for its scientists at Henry Ford + MSU, who are developing new screening technologies and leveraging patient recruitment infrastructure to help pilot these novel strategies. The advisory board—which includes patient advisors, basic scientists, clinicians and administrators—will guide the study as a cornerstone for future, larger cancer control efforts.

The collaborative was a joint effort of the Henry Ford Health Lung Cancer Screening program, Cancer Epidemiology Prevention and Control Program, and the Department of Public Health Sciences.


Growth in cancer screening program continues

The ACCESS grant will build on Henry Ford Cancer's strong heritage of cancer screening success, detecting disease earlier to improve outcomes and quality of life. In 2024, Henry Ford Health continued to see an overall increase in screening volume, including:

12% increase in lung screenings

9% increase in PSA screenings

4% increase in cervical screenings



"A lung cancer screening saved my life, so I can do what I love."

Sherry

Theater actor, screening patient and lung cancer survivor

Seamlessly Integrated Care

With the Brigitte Harris Cancer Pavilion as an anchor in Detroit, our integrated cancer service line offers expertise throughout our network, which is now expanding through a joint venture with Ascension Hospitals in Southeast Michigan & Greater Flint, creating the new Henry Ford Health.

Henry Ford Health and Ascension Hospitals in Southeast Michigan & Greater Flint launch new organization, expand cancer care network

The joint venture will dramatically impact the health and wellness of the communities it serves, solidifying a shared commitment to Detroiters, Michiganders and everyone seeking the very best in compassionate, patient-centered healthcare.

The new venture bringing Henry Ford Health and Ascension Hospitals in Southeast Michigan & Greater Flint together as one will improve outcomes, access to care and experience; prioritize population health and value-based care; advance innovation, academic medicine and complex care; foster economic mobility and unparalleled career opportunities; and champion equity for all.

Under the leadership of President and CEO Bob Riney, Henry Ford Health now employs over 50,000 team members at more than 550 sites across Michigan—with 13 acute care hospitals; three behavioral health facilities; a world-class orthopedics and sports medicine facility; more options than ever for primary care for patients and families across the region; and multiple cancer care destinations, including the state-of-the-art Brigitte Harris Cancer Pavilion, Henry Ford Health's premier location in Detroit.

"We know what an incredible privilege our healthcare mission is—and today I join our 50,000 amazing team members in taking a monumental leap forward for those we serve," Riney says. "From Detroit to Grand Blanc, from Jackson to Southfield, from Macomb to our Downriver communities, and everything in between, we're committed to making the impossible, possible—everyday."

"We are excited about the opportunity the joint venture presents for cancer patients throughout our expanded network," says Richard Berri, M.D., who serves as the Chief of Surgical Oncology and Medical Director of the former Ascension Hospitals in Southeast Michigan & Greater Flint Oncology service line.

"The joint venture will expand access, making our network even more comprehensive and providing integrated cancer care for more patients in Michigan and beyond, creating greater opportunities for improving patients' care experience," says Benjamin Movsas, M.D., Medical Director of Henry Ford Cancer.



"The cancer care I needed started right here in Jackson."

Kevin

Non-Hodgkin
lymphoma survivor

Henry Ford Cancer integrated network



- 1 Genesys Hurley Cancer Institute
- 2 Henry Ford Cancer – Bloomfield Township
- 3 Henry Ford Cancer – Brownstown
- 4 Henry Ford Cancer – Columbus
- 5 Henry Ford Cancer – Detroit (Brigitte Harris Cancer Pavilion)
- 6 Henry Ford Cancer – Fairlane
- 7 Henry Ford Cancer – Genesys Hospital
- 8 Henry Ford Cancer – Jackson Hospital
- 9 Henry Ford Cancer – Macomb Hospital
- 10 Henry Ford Cancer – Providence Novi Hospital (Assarian Cancer Center)
- 11 Henry Ford Cancer – Providence Southfield Hospital (CK Potluri Cancer Center)
- 12 Henry Ford Cancer – River District Hospital
- 13 Henry Ford Cancer – Rochester Hills
- 14 Henry Ford Cancer – Rochester Hospital
- 15 Henry Ford Cancer – St. John Hospital (Van Elslander Cancer Center)
- 16 Henry Ford Cancer – Waldenburg
- 17 Henry Ford Cancer – Warren (Webber Cancer Center)
- 18 Henry Ford Cancer – West Bloomfield Hospital
- 19 Henry Ford Cancer – Wyandotte Hospital



Henry Ford radiation oncology program continues to lead at the forefront of medicine

The latest technologies enable research otherwise not possible and reinforce Henry Ford Cancer's dedication to providing the most advanced radiation therapy treatment options, close to home.

Henry Ford's radiation therapy team developed and improved many types of radiation therapy options to offer the best approach to treat each patient's cancer, including:

- **Radiosurgery:** Henry Ford Cancer pioneered developing millimeter-focused radiosurgery to treat spinal tumors. Henry Ford has trained over 400 doctors and physicists around the globe in this technology.
- **ViewRay™ MRIdian Linac guided adaptive radiation:** Henry Ford Cancer was first in the world to offer this system, which can image the treatment area and modify the radiation in real-time—more effectively protecting surrounding normal tissues.
- **Varian Edge/TrueBeam™ Radiotherapy Systems:** These systems synchronize radiation therapy and radiosurgery treatment with the patient's breathing patterns to compensate for motion, and provide features to deliver advanced speed and accuracy.
- **Varian CT Ethos™:** With the Ethos AI-driven linear accelerator, Henry Ford physicians can harness the power of adaptive therapy to deliver cancer treatments quickly, safely and accurately. The system is available at Henry Ford Jackson Hospital, Henry Ford West Bloomfield Hospital and Henry Ford Macomb Hospital, and will soon be available at Henry Ford Cancer's Brownstown location and Henry Ford Van Elslander Cancer Center – St. John Hospital.

New Siemens Freemax MRsimulator installed at cancer pavilion

The new radiation planning scanner is the first of its kind in the Americas. It offers new research capabilities and several advantages over other MRI scanners:

- Much larger bore size, enhancing patient comfort.
- The FreeMax improves the clarity of images, making it easier to plan and deliver precise radiation therapy
- With a lower magnetic field strength, it offers greater safety for patients with implants, allowing MRI simulation to be an option for even more patients.
- The system comes with significant integration of AI-based automation, helping users obtain excellent results in less time—improving image results and reducing the time to obtain MRI exams.

The novel Freemax MRsimulator program is being led by Kundan Thind, Ph.D., Director of Radiation Oncology Physics, and Benjamin Movsas, M.D., Chair of Radiation Oncology and Medical Director of Henry Ford Cancer.

The exciting project would not be possible without the generous support of Valerie L. and David M. McCammon and the Elizabeth, Allan, and Warren Shelden Fund.



Henry Ford team members include Dr. Kundan Thind, Dr. Ben Movsas, Dr. Adnan Munkarah, Dr. Steven Kalkanis and Anthony Doemer.

Surgical oncology team performs first PIPAC procedure for abdominal cancer in Michigan

Recently, the Henry Ford Cancer team performed a new surgical procedure, **pressurized intraperitoneal aerosolized chemotherapy (PIPAC)**, which is designed to treat patients with metastatic abdominal cancers.

The patient was a 60-year-old man who had an advanced cancer of the colon with peritoneal carcinomatosis. Each step of his disease progression further limited options for treatment, until the team led by Richard Berri, M.D., Chief of Surgical Oncology and Medical Director of the former Ascension Hospitals in Southeast Michigan & Greater Flint Oncology service line, offered him PIPAC.

The procedure is a highly specialized and innovative minimally invasive laparoscopic treatment for patients with advanced colorectal, appendiceal, gastric, ovarian and other cancers. These patients may not benefit from traditional IV chemotherapy or hyperthermic intraperitoneal chemotherapy (HIPEC). PIPAC takes approximately two hours with a length of stay of only 1 day or same-day discharge.

The complexity of the setup, operating room expertise, organization, attention to detail, safety precautions and other variables are numerous. The administration of the chemotherapy and monitoring of the patient is done remotely from outside the operating room, while the aerosolized chemotherapy is safely delivered under pressure into the abdominal cavity.

PIPAC is one example of a truly innovative treatment approach now available at Henry Ford Cancer. It is offered alongside other regional therapy programs, including HIPEC and hepatic artery infusion (HAI), championed by Drs. Rupen Shah and Abbas Al-Kurd.



Dr. Richard Berri with surgical team at Henry Ford Van Elslander Cancer Center – St. John Hospital.

Henry Ford Cancer is driving the future of advanced cancer treatment throughout its regional cancer network, starting with patient-centered care coordinated through 18 multidisciplinary tumor boards (top, featuring Dr. Philip Philip leading the Neuroendocrine Tumor Board at the **Brigitte Harris Cancer Pavilion**). Other recent additions at Henry Ford facilities include expanded medical oncology services at **Henry Ford Jackson Hospital** (bottom left), and Varian Ethos adaptive radiation systems at several locations, including **Henry Ford Macomb Hospital** (bottom right, featuring Radiation Oncologists Dr. David Bergman, Dr. Ibrahim Aref and Dr. Jadranka Dragovic).

Henry Ford hematologists drive latest advancements in care

Henry Ford's integrated team of hematology and oncology experts provide the latest therapies for treating blood disorders, including rare and complex cases. Program highlights include:

- **Comprehensive care:** Henry Ford hematologists treat cancerous conditions, such as leukemia, lymphoma and myeloma, as well as benign conditions such as anemia, bleeding and clotting disorders, protein disorders, platelet disorders, white blood cell disorders, Castleman disease, paroxysmal nocturnal hemoglobinuria and POEMS syndrome.
- **Advanced treatment:** As a teaching hospital offering subspecialty training in blood disorders, Henry Ford Health stays on the forefront of the rapidly evolving hematology field. Hematology faculty and fellows work together to bring patients the latest therapies, including innovative treatments such as **CAR T-cell immunotherapy**. Henry Ford is also experienced in genetic research and testing, and offers the **only comprehensive program in Michigan for hemophilia**.
- **Clinical trials and research:** Patients may be eligible for new treatment options, including advanced therapies that aren't widely available. Henry Ford works with the National Cancer Institute and national research groups on clinical and translational research for leukemia and lymphoma, among other hematologic cancers. Research on blood disorders spans from early-phase clinical trials to treatments in randomized studies.

One of the first cadaveric stem cell transplants

Henry Ford Health recently performed **one of the world's first cadaveric stem cell transplants** for an African-American leukemia patient. The pioneering achievement in transplant medicine could set a precedent for future treatments with minority populations—who face significant challenges in finding donor matches due to genetic diversity.



Dr. Asif Alavi, Medical Director, Sick Cell Center of Excellence.

Henry Ford Health launches Sick Cell Center of Excellence

Sickle cell disease predominately affects Black people. As the first and only center of its type in Michigan, the Detroit center will serve a population with a huge need. Henry Ford Health is committed to investing in such programs, because its goal is to improve equity in access to care and outcomes.

The new center will provide world-class care for not only individuals living with sickle cell disease in the metro Detroit area, but also in Michigan and beyond, by collaborating with local and national partners. Henry Ford's expert multidisciplinary team includes physicians, advanced practice providers, social workers and nurses. The center also features innovative multi-specialty sickle cell clinics including sickle cell pain, kidney and lung clinics. The clinics are integrated in a dedicated sickle cell disease center to offer wrap-around services, including red blood cell exchange transfusions and day treatment for acute sickle cell pain. Advanced treatments, including stem cell transplant, gene therapy and investigational treatments as part of clinical trials, are also offered.

New ACS initiative studies high cancer incidence and risk factors in Black women

Henry Ford Cancer is participating in a new American Cancer Society (ACS) "VOICES of Black Women" study, a research project that aims to learn why Black women in the United States experience such a high incidence of cancer and other health conditions and a higher mortality rate. The study seeks to identify specific cancer risk factors for Black women and learn how to improve survivorship and outcomes. For the 30-year study, ACS has chosen Michigan and metro Detroit as one of the areas they want to focus on as Michigan is one of 20 states that together include 90 percent of Black women residents.

The goal is to recruit 100,000 Black women across the country, and at least 3,000 from Michigan. The study focuses on Black women ages 25-55, and each participant will fill out a short questionnaire twice a year, answering behavioral, environmental and lived experiences in these questions. The study builds on prior funded research at Henry Ford Cancer to reduce cancer disparities, a key goal in the Henry Ford Health + Michigan State University partnership.



The Henry Ford Health Breast Oncology program in partnership with Precision Medicine for Aggressive Breast Cancer (PMABC) organized a training workshop in Ghana for researchers and providers in sub-Saharan Africa. The workshop consisted of lectures and hands-on sessions, as well as surgery and pathology training. PMABC is a multinational research and collaborative nonprofit that focuses on building capacity to study African cancers in women of African ancestry, and it aims to strengthen institutions and researchers across Africa with the expertise and infrastructure needed to study the biology of African cancers to find and make better treatment available to African cancer patients. Henry Ford Team members that participated include Dr. Evelyn Jiagge, Dr. Eleanor Walker, Dr. Kenneth Levin, Dr. Ghassan Allo, Dr. Haythem Ali, Dr. Sylvester Antwi, and Dr. Jessica Bensenhaver.

Henry Ford Cancer experts Dr. Ben Movsas, Dr. Theresa Schwartz and Dr. Shirish Gadgeel join Chris Spielman, Detroit Lions executive and former player, for a panel discussion at Ford Field.



Henry Ford Game On Cancer celebrates 10 years, raises over \$1M in 2024

Cancer affects every aspect of a person's life, physically, emotionally and financially. That's why in the last 10 years, Game On Cancer extended Henry Ford Cancer care beyond the clinic walls—because no one should be forced to choose between filling their gas tank or filling their prescriptions.

Together with the Detroit Lions, corporate sponsors, volunteers and team-based fundraisers, Game On Cancer alleviates barriers to care by helping patients and their families with the financial burdens of cancer, covering essentials like housing, food, utility bills, transportation to appointments and much more.

In addition to direct financial assistance, Game On Cancer also sponsors innovative cancer research toward a cure; important complementary therapies (such as acupuncture, massage and exercise) that support healing and symptom relief; and survivorship groups, ensuring that all cancer patients get the support they need on their journey to survivorship.

\$9.7M total raised in donations, including over \$1M in 2024

12,000 patients supported

Whole Person Care

We provide a range of services and resources to support a patient's entire cancer care journey, including physical and emotional well-being, during cancer treatment and beyond.

Henry Ford clinical navigators ensure no patient faces cancer alone

Navigators advocate for patients, reduce barriers to care by coordinating clinical and social support services, and connect patients with resources.

Within cancer treatment, the three pillars of care—surgical oncology, radiation therapy and medical oncology—require a significant level of clinical coordination to ensure that patients get the right treatment at the right time. The advent of other advanced diagnostic technologies and therapies, such as molecular testing and immunotherapy, add another layer of complexity.

At Henry Ford Cancer, the clinical navigator is the linchpin in a patient's care plan, serving as a primary contact and leveraging clinical and institutional knowledge to ensure that every step in the plan is executed in a timely and efficient manner—from diagnosis through survivorship—to help ensure the best possible outcome. The clinical navigator also serves as the patient's advocate, a listening ear and helping hand during a time that can be challenging for many patients and families.

Says Cindy Faigin, MHA, BSN, RN, OCN, Director of Nursing at Henry Ford Cancer:

“Our clinical navigators build deep bonds with patients, helping to minimize stress so they can focus on treatment.”


The Henry Ford Cancer clinical navigation program includes over 50 navigators and patient access coordinators, and each navigator is specialized to focus on a specific disease or treatment type. Navigators are immersed in every aspect of a patient's treatment, including coordination of appointments and tests, helping patients understand the standard of care for their particular type and stage of cancer, as well as any experimental treatments that may be available to them through clinical trials.



Navigators also ensure there is ongoing communication among the entire care team, including the primary care provider. A key element is attending Tumor Board meetings to discuss the patient's case and next treatment steps with Henry Ford's multidisciplinary team of specialists—ensuring a seamless experience for the patient as they go from one stage of treatment to the next.

Throughout treatment, navigators also refer their patients to supportive oncology resources, as necessary (see related sidebar at right). When a patient completes treatment, the navigator provides survivorship planning, including transitioning them back under the care of their primary care provider.

“Our team is deeply invested in what we do,” says Laura Backer, BSN, BFA, RN, OCN, manager of the clinical navigation program. “For our patients, knowing that there is a person to reach out to when you have questions, when you get frustrated or scared, that is something very special about this team. We are driven to ensure that no patient falls through the cracks.”



Navigation in action: Brain tumor care

The Hermelin Brain Tumor Center (HBTC) features one of Henry Ford Cancer's longest-standing tumor boards, and the center was one of the first at Henry Ford Health to incorporate clinical navigation into its patient treatment plans. While each brain tumor treatment is tailored to the patient's case, here's an example of how a navigator coordinates a patient case that includes surgery, radiosurgery and clinical support services. After being referred to HBTC, the navigator:

- Coordinates all initial services, including any blood work or imaging tests not yet completed, but which may be needed to confirm a diagnosis (such as CT, MRI or PET scan).
- Attends the weekly Brain Tumor Board to review the patient's case and discuss treatment plan with multidisciplinary team of specialists.
- Makes contact with patient to discuss the treatment plan and answer any of the patient's questions.
- Coordinates the next steps for treatment, such as an **awake craniotomy** at Henry Ford Hospital featuring **robotic-assisted navigation** to visually magnify the tumor and ensure greater surgical precision, and **intraoperative MRI** to provide high-resolution scans—balancing brain tumor removal with tissue preservation.
- Navigator connects with patient after surgery and discusses what's next. If the patient needs supportive oncology services at any point, the navigator refers them. For example, if the patient is having difficulty coping, the navigator refers them to Henry Ford Cancer's psych-oncology service.
- Navigator coordinates the next treatment step, such as a series of several personalized stereotactic radiosurgery sessions, and checks in throughout the care process.
- Following the completion of treatment, the navigator connects the patient with resources, such as referring them to **Henry Ford's ExCITE program for exercise and therapy** and the HBTC Support Group.
- Finally, the navigator helps transition the patient back to the referring physician for ongoing care and plans to contact the patient at the planned surveillance intervals for ongoing monitoring of disease management and coordination of care.

Clinical navigators help direct patients to critical supportive oncology resources

OncoStat

OncoStat provides cancer patients same-day support for the side effects and symptoms of treatment, such as nausea, fatigue or dehydration. Patients can access real-time support through phone consultations, in-person visits at various locations or virtual appointments via Henry Ford MyChart. Recently, OncoStat extended its hours to include Saturdays, reaching more patients when and where they need it most.

Clinical support services

- **Cancer pain clinic:** For those experiencing pain from cancer and/or its treatments. Focuses on quality of life and pain relief.
- **Cardio-oncology:** Cardiologists collaborate with oncologists to minimize acute and chronic cardiovascular side effects.
- **Dentistry:** Dental specialists who are specifically trained to treat cancer patients.
- **Fertility:** Including fertility preservation and reproductive and sexual health.
- **Palliative medicine:** A team of medical providers who specialize in the treatment of symptoms such as pain, nausea, breathing and eating difficulties, anxiety and sleeping problems caused by a serious health condition like cancer.
- **Peripheral neuropathy and chemo brain clinics:** Diagnosing and treating the long-term side effects of chemotherapy and other agents—chemo brain and peripheral neuropathy.
- **Psych-oncology:** Behavioral health specialists help patients cope with the emotional effects of cancer.

Additional services

Henry Ford Cancer patients also have access to art therapy, cancer dietitians, cancer genetics, a caregiver program, Henry Ford's novel exercise and therapy program (ExCITE) for cancer patients and survivors, rehabilitation services, financial counseling, integrative medicine, care guided by patient-reported outcome measures (PROMs), a lymphedema clinic, scalp cooling, social support, support groups and other wellness programs, and a survivorship clinic.



**Dr. Samantha Tam, Medical Director, Cancer PROMs,
and Division Head of Head and Neck Cancer Surgery.**

Henry Ford Cancer awarded grant, launches PROMs Coordinating Center

Henry Ford is one of only a few cancer centers in the world using real-time patient-reported outcomes measures (PROMs) as a true vital sign to further nurture patient-centered care.

Patient-reported outcomes measures are a direct report from patients about their quality of life, symptoms or experience, using validated questionnaires called PROMs.

When taken in context of other clinical data, patient-reported outcomes help facilitate symptom communication, management and shared decision making. PROMs were identified as being a better predictor of survival than traditional prognosticators and often are more accurate than physician-reported adverse events.

Recently, the PROTEUS Consortium and Pfizer Global Medical Grants & Partnerships (GMGP) awarded Henry Ford Cancer a grant for its proposal, "Understanding Value of PROMs in Phases of Care to Investigate Interventions to Improve Equity." With the support of the grant, Henry Ford launched its PROMs Coordinating Center to help adoption and releasing of patient-reported outcomes throughout its cancer network.

At the new center, the centralized support team monitors the data and refers patients to critical support resources faster. Center staff members provide a clinical response to severe PRO scores by evaluating and triaging patients, promptly contacting patients reporting severe PRO scores, conducting symptom triage, and facilitating referrals to clinical and supportive oncology resources based on patient needs and clinical assessments.

Henry Ford Cancer study shows that real-time PROMs reduce need for hospitalizations

People on oral anti-cancer agents often must self-manage their symptoms with less interaction with oncology providers compared to infusion treatments. Symptoms and physical function are key patient-reported outcomes measures (PROMs) and may lead to unscheduled health services uses (urgent care and emergency department visits, hospitalizations), which in turn lead to increased health care costs. Henry Ford's study, published in the *Journal of Pain and Symptom Management*, was designed to evaluate the prediction of unscheduled health services and determine the extent to which PROM data (symptoms and functioning) improve that prediction. The results showed that the summed severity index of 18 self-reported symptoms and physical function were significant predictors of hospitalizations in the four weeks following PROM assessment, and that the monitoring of PROMs offers the potential of reducing unscheduled health services use if supportive care interventions are deployed based on their levels.

Henry Ford Cancer survivors honored at celebration event

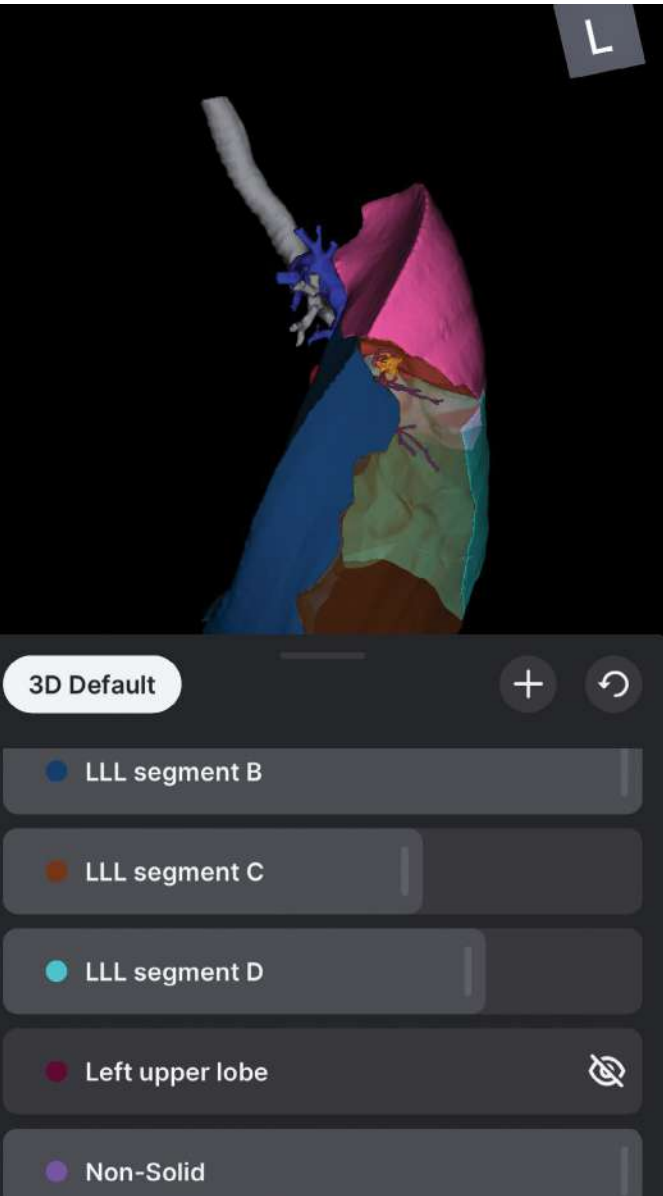
Henry Ford's 2024 Cancer Survivorship Celebration at the Detroit Zoo honored nearly 600 survivors and their loved ones. One cancer survivor shared her amazing personal story and many team members volunteered to be there and show their support. As Henry Ford Cancer continues its journey of pursuing perfect care, the team looks forward to many more community-building moments.



Henry Ford Cancer Supportive Oncology team members: Camille Romain, Manager of Social Work, and Dr. Taisel Losada-Bekou, Clinical Director of Psych-Oncology.



With one unified team of cancer specialists and multidisciplinary model across the full range of cancer care, our differentiated expertise enables clinical innovations that are at the heart of one-of-a-kind, personalized cancer treatments, crafted precisely for each patient.



Henry Ford lung cancer program innovating throughout, from screening to treatment

Experts in thoracic surgery, medical oncology, radiation oncology, interventional pulmonology and other cancer specialists care for more than 500 lung cancer patients a year. Program highlights include:

- **Lung cancer screening:** Henry Ford Cancer offers the only centralized lung cancer screening program available today in the state of Michigan and one of just a few nationwide. The program serves as a one-stop coordination center for patients, physicians and other clinical stakeholders involved in care.
- **Multidisciplinary tumor board:** Henry Ford's tumor board brings together lung cancer specialists in one room to leverage shared expertise and make the best recommendations for each patient's care.
- **Robotic and minimally invasive procedures:** Surgeons focus on minimally invasive surgery, including robotic-assisted surgery with smaller incisions, and precise tumor removal resulting in a shorter hospital stay. Henry Ford is also one of only 12 centers in the country using **3D digital modeling for lung cancer surgery** to improve pre-op planning and help guide the resection, particularly if sub lobar—allowing for greater manipulation of the model, digitally subtracting certain anatomy elements and identifying with much greater precision the location of the tumor.
- **Interventional pulmonology:** Henry Ford's comprehensive interventional pulmonology program is the only one of its kind in Michigan. Its experts are national leaders in robotic endobronchial ultrasound bronchoscopy (EBUS), a procedure that facilitates difficult to diagnose lung cancers.
- **Radiation therapy:** Henry Ford Cancer offers the most advanced options in radiation therapy, including the **world's first FDA-approved, MRI-guided radiation linear accelerator** with **North America's first Edge® radiosurgery unit**, to track tumors in real time.
- **Clinical trials:** Henry Ford's **lung cancer clinical trial program** is one of the country's most active—including getting early immunotherapies approved.
- **Basic science research:** Backed by \$15M in philanthropic funding, the lung cancer research team delivers novel advancements in science and discovery through collaborations between Henry Ford Health, Michigan State University and scientists around the world.

For advanced cancers, Henry Ford offers combination therapies, such as immunotherapy together with chemotherapy or radiation therapy, to shrink or destroy tumors. In addition, Henry Ford Cancer offers several options to help ease patients' lung cancer symptoms and let them breathe easier, such as airway management procedures to remove tumors and repair airway injuries, as well as airway stenting to open closed airways.

Henry Ford Cancer innovating throughout its specialties

Henry Ford's strong heritage of innovative cancer technology continued in 2024. Some of the latest developments:

World's first Gamma Tile spine implantation for colorectal cancer is a collaborative effort

Henry Ford performed the **world's first implantation of Cs-131 radiation seeds (Gamma Tile)** into the spine of a patient with recurrent colorectal cancer. With the support of the Henry Ford Innovation Institute, the patient's anatomy was recreated by a 3D printer. The radiation oncology physics team collaborated with Henry Ford Health's neurosurgery team to simulate the radiation treatments and integrate the 3D model, surgical and simulated plans. The collaborative team was able to successfully remove the patient's tumor safely and implant the Gamma Tiles.

CAR-T immunotherapy for myeloma

In 2024, Henry Ford successfully infused the first outpatient with **ABECMA CAR-T (chimeric antigen receptor T-cell) therapy for myeloma**. CAR-T is a highly personalized immunotherapy treatment option. The cellular therapy supercharges T-cells to target and destroy cancer cells, to help protect patients against cancer recurrence. With myeloma treatment, Henry Ford's program includes all the FDA-approved CAR-T products available to offer patients.

Robotic pancreatic cancer surgery offered to select patient candidates

A standard open pancreatic operation can introduce significant risks for patients. **Robotic pancreatic cancer surgery** offers less pain and lower rates of blood transfusion, wound infections and subsequent hernia development. Other benefits include a potentially shorter hospitalization and a faster return to normal activities. Robotic surgery has been utilized for years in pancreas tumors in the body and tail, but more recently has been utilized for tumors in the head (Whipple procedure) by Henry Ford surgeons Drs. David Kwon, Rupen Shah and Attasit Chochechanachaisakul.

Gynecologic oncology advanced treatments include robotic surgery and reconstruction

Henry Ford gynecologic oncology experts are experienced in the most advanced technologies, including robotic and other minimally invasive procedures, which improve outcomes, decrease pain and shorten hospital stays. Henry Ford's expert team offers vaginal reconstruction and **fertility preservation** and treats cancers of the ovary, uterus, cervix, vulva and vagina—including evaluating patients through Henry Ford's women's cancers and molecular tumor boards.



Dr. Craig Rogers, Chair of Urology, with da Vinci Surgical System.

Genitourinary (GU) cancer team offers latest options, including robotic procedures and radioligand therapies

Henry Ford's team includes international experts in minimally invasive treatments for prostate and bladder cancers, among others. Its urology department helped **pioneer robotic prostatectomies** and also offers **MRI fusion biopsies** with safer techniques, biomarker and micro-ultrasound detection of cancers, **focal high intensity focused ultrasound (HIFU)** and single-port robotic prostatectomy with same-day discharge. Henry Ford's radiation department helped pioneer both **MRI and CT-guided adaptive radiation for prostate cancer** (with only 5 precision radiation treatments). Its GU medical oncology team offers the latest systemic options, **radioligand therapy (Pluvicto™)** for prostate cancer and a wide portfolio of **clinical trials**. For bladder cancers (superficial and invasive), Henry Ford also offers bladder-preserving options, including robotic-assisted surgery. Specialists work closely together in Henry Ford's multidisciplinary GU Tumor Board and clinics to offer the most tailored treatment options for each individual patient.

Cutaneous tumor board provides the most comprehensive patient care

Henry Ford's cutaneous tumor board features nationally renowned physicians and specializes in the treatment of melanoma, high-risk squamous cell carcinomas, basal cell carcinomas and other cutaneous neoplasms, such as dermatofibrosarcoma protuberans, atypical fibroxanthoma, sebaceous carcinomas and other complex tumors. The board features dermatologists, Mohs surgeons, surgical oncologists, medical oncologists, radiation oncologists, head and neck cancer specialists, and clinical trial coordinators.

Orthopedic oncology offers latest options for musculoskeletal tumors

Most malignant musculoskeletal tumors require surgery to remove the tumor and surrounding bone and tissue. Henry Ford's orthopedic oncology surgeons are experienced in many different surgery techniques to treat all types and stages of bone cancer and soft tissue sarcomas. As a result, the team often can avoid amputation and restore the function and appearance of the affected area.

Reconstruction preserves appearance for breast cancer patient

Twenty years after she survived non-Hodgkin lymphoma, a mammogram showed that Yolanda's breast had significant calcification. After a biopsy, she was diagnosed with a stage 0 ductal carcinoma. As standard surgery would greatly change the appearance of her breast, she instead opted for a TRAM flap, a breast reconstruction technique utilizing abdominal fat, muscle and skin.

"It was instant gratification," she says. "I wanted uniformity for my very large breasts. I had no depression, and no grief from a lost body part."



Yolanda

Breast cancer survivor

Henry Ford + MSU Research Center breaks ground

The 335,000-square-foot Henry Ford Health + Michigan State University Health Sciences Research Center, set to open in 2027 in Detroit, will support significant expansion of cancer research.

The seven-story research center is the first physical evidence of Henry Ford + MSU's 30-year partnership and will further enable pioneering discoveries and translational research. A crucial focus in the partnership's research is closing the gap in healthcare outcomes based on race, ethnicity, gender and socioeconomic status. Designed to house more than 80 principal investigator teams, and more than 500 team members, its advanced technology will help recruit top researchers from across the country.

"We are leveraging our unique partnership to make an impact on patients that is greater than what we could ever do alone," says Adnan Munkarah, M.D., Henry Ford + MSU Board Chair and Henry Ford Health President, Care Delivery System and Chief Clinical Officer. "It is about building research programs so that science performed right here in Detroit and in East Lansing changes the trajectory of outcomes for patients suffering from cancer."

The \$335 million research center is part of the Future of Health: Detroit, a \$3 billion development between Henry Ford, MSU, and Tom Gores and the Detroit Pistons, meant to reimagine health and well-being for our Detroit community and beyond. The development will be anchored by a major Henry Ford Hospital expansion and features mixed-income housing and retail by the Detroit Pistons.



4th Annual Henry Ford + MSU Cancer Research Symposium draws more than 200 researchers

"It was phenomenal to see all the engagement and collaboration of researchers and clinicians from both Henry Ford and MSU," says Benjamin Movsas, M.D., Henry Ford + MSU Cancer Committee co-chair and Henry Ford Cancer medical director and Radiation Oncology chair. "The symposium has improved year after year as the synergies continue to expand. To me, that's really what it's all about."

Held in Detroit, the November 2024 symposium focused on "Maximum Impact: Working Together to Eliminate Cancer in Our Patients and Community." Attendees had the opportunity to hear from colleagues about various cancer research topics ranging from patient engagement and diversity to advancing the genomic landscape.

"The symposium has really been transformative with regards to a global research-intensive university coming together with a leading clinical academic health system," says Jeff MacKeigan, Ph.D., Henry Ford + MSU Cancer Committee co-chair and MSU Office of Research and Innovation senior advisor. "This is the essence of the partnership and you're seeing it manifest through this symposium in the numerous bold research presentations that have the potential to impact cancer patients across Michigan and beyond."

Symposium participants also had the chance to hear a special keynote from Teresa Woodruff, Ph.D., former MSU interim president and MSU Research Foundation professor of Obstetrics, Gynecology and Reproductive Biology and Biomedical Engineering. Woodruff presented on "Oncofertility: Bench to Bedside to Babies." In January 2025, Dr. Woodruff was awarded the National Medal of Science by then-President Joe Biden.

Partnership awards cancer research grants

In the last three years, Henry Ford + MSU supported connections across its cancer researchers with \$2.7 million awarded through its Cancer Seed Funding Program. Each award includes a principal investigator from Henry Ford Health and a principal investigator from Michigan State University.

In 2024, 14 awards were presented to collaborative teams. With more than a third of the awards focusing on health disparities, Henry Ford + MSU also selected unique and collaborative proposals that combine the clinical and scientific strengths of Henry Ford and MSU.

Henry Ford + MSU cancer researchers are demonstrating the power of coming together, with exciting translational research to improve outcomes for cancer patients.


Dr. Benjamin Rybicki, Dr. Derek Raghavan, Dr. Ben Movsas and Dr. Jeff MacKeigan.



18 tumor boards drive personalized treatment at Henry Ford Cancer

Henry Ford Health's approach to cancer care demands the best experts at the table to develop each patient's unique treatment plan. The tumor boards include cancer experts and specialists from a broad range of areas. Members of Henry Ford's tumor boards hold specialty training in each specific type of cancer, and include surgical oncologists, radiation oncologists, medical oncologists, radiologists, pathologists, cancer navigators, social workers and other supportive specialists. While each patient may forge a relationship with several physicians, they are benefiting from the expertise of a dozen or more. These specialists discuss the best treatment plan for each patient. In addition, we have a molecular tumor board to discuss precision oncology options. Henry Ford Cancer tumor boards include:

- Bladder cancer
- Bone and musculoskeletal cancer
- Breast cancer
- Colorectal cancer
- Head and neck cancer
- Kidney cancer
- Leukemia and lymphoma
- Liver cancer
- Lung cancer
- Melanoma and other skin cancers
- Metastatic tumors of the brain and spine
- Neuroendocrine
- Neuro-oncology
- Pancreatic cancer
- Prostate cancer
- Spine cancer
- Thyroid cancer
- Women's cancers



Henry Ford + Michigan State University researchers collaborate, focus on RAS oncogene to shift pancreatic cancer outlook

"The Henry Ford Health + Michigan State University Health Sciences partnership really gave us confidence that we could be part of a pancreatic cancer research community," says Jennifer Klomp, who along with her husband, Jeff Klomp, are pancreatic cancer researchers at Michigan State University. "Howard Crawford, a senior researcher at Henry Ford Health, developed a research organization dedicated to pancreatic cancer care. He's added people who have diverse experience, which has opened multiple collaborative projects between our groups."

Henry Ford + MSU pancreatic cancer researchers are focused on genetic indicators that play a crucial role in the ways cells communicate through the exchange of chemical signals. As pancreatic cancer cell behaviors are identified, researchers can create pharmaceutical drugs and work toward cures.

RAS was identified as an oncogene in 1982 and is the prominent driver of pancreatic cancer, but there were no obvious spots for a drug to bind and block its activity. The Henry Ford + MSU team is working with the National Cancer Institute and others to manage RAS activity, which also may affect treatment options for lung and colorectal cancer patients. The team is already seeing improvements from drugs that are RAS inhibitors. The hope is that using an RAS inhibitor to shrink a tumor to a size that can be helped with surgery may also improve the patient's quality of life and extend life in later-stage patients.

The Henry Ford + MSU team also is a national leader in a pancreas cancer biobank that includes longitudinal blood and tumor samples from a diverse population of patients. Given that pancreatic cancer is almost impossible to detect in early stages, collecting blood from 600 diverse patients is a huge resource, and researchers from around the world are actively seeking collaborations for access to the Henry Ford + MSU tissue database and biobank.

Investigator-initiated trial for gene therapy

Henry Ford Cancer's gene therapy program, led by the radiation oncology department, received many NCI grants over the years and conducted many investigator-initiated clinical trials, including for prostate and pancreatic cancer. Its most recent study is a phase I gene therapy trial for patients with recurrent high-grade gliomas.

"This gene therapy research program is the result of decades of translational research and continues to evolve as we work together to further enhance treatment strategies for cancer patients," says Dr. Farzan Siddiqui, Vice-Chair of Radiation Oncology and the Wendell W. Anderson Endowed Chair for Cancer Gene Therapy Research.

Examples of major research grants Henry Ford Health received in 2024 and select active clinical trials

Henry Ford Cancer's rich history of clinical trials and translational research has driven many new innovations in patient care. Its Cancer Clinical and Translational Research Office (CCTRO) and expert principal investigators underscore the commitment to research and build on Henry Ford's heritage of groundbreaking discovery. Some recent studies and grants are included below. The list includes NCI grants, investigator-initiated trials (IITs), phase 1 trials and randomized trials. Henry Ford Cancer actively participates in many NCI National Collaborative Trials Network (NCTN) trials.

Examples of new cancer grants received in 2024

Debora Barbosa Vendramini Costa, Ph.D.
Henry Ford Pancreatic Cancer Center

Endoplasmic Reticulum Stress in the Function of Cancer Associated Fibroblasts in Pancreatic Cancer
National Cancer Institute (NCI) R01 grant

Howard Crawford, Ph.D.

Henry Ford Pancreatic Cancer Center
Collagen Signaling in Pancreatic Cancer
NCI R01 grant

Christine Neslund-Dudas, Ph.D.

Department of Public Health Sciences

HFH-MSU CSRN ACCrual Enrollment and Screening Site
NCI grant

Benjamin Rybicki, Ph.D.

Department of Public Health Sciences

Connect for Cancer Prevention Study
NCI grant

Ramandeep Rattan, Ph.D.

Department of Women's Services

Targeting Mitochondrial Metabolism in Ovarian Cancer
Department of Defense grant

Examples of clinical oncology trials at Henry Ford Cancer

Tobias Walbert, M.D., Department of Neurosurgery

IIT: Phase I Study of Replication-Competent Adenovirus-Mediated Double Suicide Gene Therapy With Stereotactic Radiosurgery In Patients With Recurrent or Progressive High Grade Astrocytomas

Fawzi Abu Rous, M.D., Division of Hematology/Oncology

IIT: Prognostic and Predictive Relevance of 3q Amplification in a Racially Diverse Patient Population With Squamous Cell Carcinoma of the Lung (*supported by ASCO Young Investigator Award*)

Asif Alavi, M.D., Division of Hematology/Oncology

A Phase 1/2 Study Evaluating the Safety and Efficacy of a Single Dose of Autologous Cd34+ Base Edited Hematopoietic Stem Cells (Beam-101) in Patients With Sickle Cell Disease and Severe Vaso-Occlusive Crises

Gazala Khan, M.D., Division of Hematology/Oncology

A Phase II, Open-Label, Multicenter, Randomized Study of the Efficacy and Safety of Adjuvant Autogene Cevumeran (mRNA vaccine) Plus Atezolizumab and mFOLFIRINOX Versus mFOLFIRINOX Alone in Patients With Resected Pancreatic Ductal Adenocarcinoma

Shirish Gadgeel, M.D., Division of Hematology/Oncology

A Phase 1/2, Open-Label Study to Evaluate the Safety, Tolerability, Pharmacokinetics and Efficacy of Tng260 As Single Agent and in Combination With an Anti-Pd-1 Antibody in Patients With Stk11-Mutated Advanced Solid Tumors

Parag Parikh, M.D., Department of Radiation Oncology

The Janus Rectal Cancer Trial: A Randomized Phase II Trial Testing the Efficacy of Triplet Versus Doublet Chemotherapy to Achieve Clinical Complete Response in Patients With Locally Advanced Rectal Cancer

Eleanor Walker, M.D., and Farzan Siddiqui, M.D., Ph.D.

Department of Radiation Oncology

NRG-Hn009: Randomized Phase II/III Trial of Radiation With High-Dose Cisplatin (100 Mg/M2) Every Three Weeks Versus Radiation With Low-Dose Weekly Cisplatin (40 Mg/M2) for Patients With Locoregionally Advanced Squamous Cell Carcinoma of the Head and Neck (*Henry Ford Health is highest-accurring institution thus far to this study within NRG.*)

NCI R01 grant research findings highlight NGL-1 as a new stromal immunomodulator in pancreatic cancer

Understanding pancreatic cancer biology is fundamental for identifying new targets and for developing more effective therapies. In particular, the contribution of the stromal microenvironment to pancreatic cancer tumorigenesis requires further exploration.

In **Netrin G1 Ligand: A New Immunomodulatory Target and Early Biomarker in Pancreatic Cancer**, a

Department of Defense study, Henry Ford Health researchers, led by Principal Investigator **Debora Barbosa Vendramini Costa, Ph.D.**, report the pro-tumor roles of the synaptic protein NGL-1 in the tumor microenvironment of pancreatic cancer, defining a new target that simultaneously modulates tumor cell, fibroblast and immune cell functions.

The research team observed that the stromal expression of NGL-1 inversely correlated with patients' overall survival. Moreover, germline knockout (KO) mice for NGL-1 presented decreased tumor burden, with a microenvironment that is less supportive of tumor growth. Of note, tumors from NGL-1 KO mice produced less immunosuppressive cytokines and displayed an increased percentage of CD8+ T cells than those from control mice, while preserving the physical structure of the tumor microenvironment.

The new molecular target may be a potential early disease biomarker and help overcome key roadblocks for immunotherapy.

HENRY FORD HEALTH[®]

Cancer

At a glance

>1,250 dedicated cancer team members

95% of patients mark the highest rating possible for "would recommend"

>10,000 new patients annually

18 multidisciplinary disease-specific tumor boards

Henry Ford Cancer is renewing hope for patients in its community and around the world. The generosity of its donors fuels community wellness by advancing important research, supporting education and training, and expanding access to innovative care to strengthen outcomes.



To donate to Henry Ford Cancer, scan the QR code or contact Chris Ruemenapp, Lead Development Officer at cruemen1@hfhs.org or **313.876.8431**.



 24/7 access for referring physicians: **877.434.7470** | henryford.com/rpo